

2008
WSYSA District IV
Annual Report





Table of Contents

Board of Director Reports

Commissioner.....	4-5
1 st Alternate Commissioner.....	6
2 nd Alternate Commissioner.....	7
Director of Competition.....	8
Director of Development.....	9
Director of Fundraising.....	<i>(Current position vacant)</i>
Treasure.....	10-31
Secretary.....	32
District IV Rep (KPYSYA).....	Late Input
District IV Rep (NSYA).....	33-37
District IV Rep (OYSA).....	38-40
District IV Administrator.....	41-43

Committee Reports

District IV Disciplinary Committee.....	45
District IV TOPSoccer Committee.....	46-47
Soccer to the Maxx	48
OPIC.....	49
Presidents Cup.....	50-52
Fields Today Fit Tomorrow.....	53-54



WSYSA District IV
Annual Report

Board of Director Reports



Washington Youth Soccer District IV 2008 Commissioner's Annual Report



It has been quite the learning curve for me in my first year as the commissioner. As the State continues to improve and evolve drives the motivation for the District IV Clubs and Associations to take a hard look at them selves to see what can be streamlined at our level. I expected this year to be very difficult and time consuming, but with the support that I have from my board it makes my job quite easy. The advantage that I have is that District IV looks to the future and how to proceed in years to come.

Lloyd Hansen, 1st Alternate Commissioner is working with my VP of Development to develop a sidelines behavior guide for the district. He assisted in the OPIC tournament planning until it was dissolved and remains the President of Tracyton Soccer Club.

Carl Blaisdell, 2nd Alternate Commissioner, has fit into his new position quite well and is a welcome addition to the board. He currently is working on a referee evaluation system online program for the website and has been working on the of the year awards for the district.

Tony Peredo, Director of Competition, is another new member to the board and has been extremely busy this year getting the correct teams in to their requested leagues. Tony and his competition committee did a great job of getting our entire out of district teams placed in leagues for their competition level.

Tom Cowdery, Director of Development, is a dedicated and valuable member who continues to try and help getting Neah Bay Soccer Club up and running. He continues to make phone calls and emails over the year. He has also is assisting Lloyd Hansen with the sideline behavior guide.

Tom Forstall, Treasurer, He promised to stay on for one more term so I only have one more year left with him. He is a prime example for all treasures in the state to follow; he continues to keep us honest.

Tausha Peredo, Secretary, is a hard worker for me and I appreciate all that she does for the District. She is quick to learn and is doing a great job for us. My TOP SOCCER Chairman she has developed three different sectors in the District to provide Top Soccer for all areas in District IV and is looking to have a Top soccer Jamboree soon.

Don Stephenson, District IV Administrator, has been my right hand man in this new world of mine. He continues help me with any or all issues that I may need assistance with. He runs the District Website flawlessly and manipulates the league schedules like he is a magician. As Laurie Myers said last year "We all lean on him for **everything!** District IV is nothing without him." He would be sadly missed if he ever became sane.

Dick Mohrmann, KPYSA MAR, Louie Bond, NSYSA MAR, Thank you, for all that you do for your associations. Your presence on the board helps to make clear and successful decisions for the kids.

Disciplinary Committee, chaired by Dick Mohrmann, seemed to flow smoother with the online system. I would like to thank the committee for their time.

President's Cup Committee Director Louie Bond did an outstanding job planning and executing the cup this year. We were fortunate this year to be able to split the weekends with the first weekend preliminaries and the second weekend semi and finals.

TOPSOCCER Committee Chair is Tausha Peredo and as I stated before she continues to improve the program and has established a great foundation for our district.

Soccer to the Maxx Committee Chair was Sue Pendt. This year we did something different and had the jamboree in the middle of the season. We had some referee coverage issues but hope to correct that next year. We received mixed emotions on having in the middle of the season but will most likely have it in the middle of the season again next year.

The Competition Committee did a great job of working together to put our leagues into great shape.

The Fields Today, Fit Tomorrow committee Chair is Jim Van Antwerp. Are second year around and fields are starting to appear as well as plans for future fields. We will be breaking ground on a new field soon in Central Kitsap. This can be contributed to Jim and his committee I would like to thank him and his committee for providing a vision of reality.

For 2009 the District IV looks forward to a new and challenging year with all the changes that will be coming I am sure that it will be an interesting one.

In closing I want to thank each and every board member, coach, team manager, assistant coach, player, parent, volunteer, referee and spectator for allowing me the opportunity to help guide soccer and its development in our community.

Respectfully submitted,
Kasey O'Leary

2008 District IV Officer Report
First Alternate District IV Commissioner

The year 2008 was a great year for District IV for the reasons that follow:

1. The District IV Fields Today/Fit Tomorrow Committee have made great progress with city and county governments in bringing Turf to District IV. Because of their hard work, Turf is going in or has already been installed on Bainbridge Island, Poulsbo and the Silverdale/Bremerton area.
2. Through the hard work of the District IV Administrator Don Stephenson, the District IV Web Site continues to add valuable services to our growing soccer community.
3. District IV's Small Sided Jamboree "Soccer to the Maxx", named in honor of Maxxine Burns, has grown again this year in numbers of teams participating. The Jamboree is currently for all U7 through U10 teams.
4. Our Top Soccer Program went from two (2) Programs to three (3) last year and will continue to grow with the addition of another site in 2009.
5. Our Commissioner Laurie Myers moved up to the State Office where we know she will do a great job for the players, parents and coaches of Washington State. We miss her, but know that her replacement (Kasey O'Leary) is doing a great job and is a pleasure to work for and with.

In closing, it is a pleasure to work with such a great group of individuals that are currently on the District IV Board. They are a fun loving group that truly has the best interest of our soccer community at heart.

Sincerely,
Lloyd Hansen
First Alternate District Commissioner

District IV 2nd Alt Commissioners Report 2008

2008 Soccer Palooza Friendship Cup was a success. Kasey O'leary put the team together and had his daughter, Anndrea, coach. The kids that participated appeared to have a great time, not only during the Friendship Cup, but at the practices as well. The team was formed by players from Bainbridge Island, South Kitsap, Central Kitsap and Tracyton soccer clubs. The team had two practices prior to the friendship cup and had pizza. The Zone was kind enough to donate their facility for each practice.

Don Stephenson continues to do an excellent job in managing the District IV Web Page. We did post announcements for a basketball 3v3 tournament that is being hosted by one of our sponsors. We also posted announcements for the Kitsap Soccer Club, Pumas, for their upcoming open tryouts.

I attended no administrative hearings. Dick Mohrmann has done an outstanding job supervising and directing the disciplinary committee. I had no conflict to resolve and received zero complaints.

The District IV 2008 People of the Year awards package is complete and will be delivered to WYS (Amy Wallsmith) on Febraury 14, 2009. This year NSYSA submitted four packages to District IV and KPYSA submitted two. The nominations received were as follows:

NSYSA

Coach of the Year, Girls Recreational – Kelly Shipley
Coach of the Year, Boys Recreational – Jeff Ferguson
Coach of the Year, Boys Competitive – Phillip "Pip" Thompson
Volunteer of the Year – Amber Benner

KPYSA

Coach of the Year, Girls Competitive – Tony Peredo
Coach of the Year, Boys Competitive – Tony Peredo

District IV Board reviewed the packages and chose the following individuals to represent us at the state:

Coach of the Year, Girls Recreational – Kelly Shipley
Coach of the Year, Boys Recreational – Jeff Ferguson
Coach of the Year, Girls Competitive – Tony Peredo
Coach of the Year, Boys Competitive – Phillip "Pip" Thompson
Volunteer of the Year – Amber Benner

2008 District IV Director of Competition Year End Summary

This year's Competition Committee moved forward with minimal distractions thanks to the District IV Administrator and the assistance of the outgoing District IV Director of Competition. A number of District IV teams were placed outside our District due to the lack of numbers to establish viable brackets. Some of these teams made a point to express their concerns regarding their bracket placement within District III but the season ending record showed otherwise. Better attention by our District IV Associations and Clubs towards coaching education paired with an emphasis on coach development for U5 thru U9 age groups is needed to keep leagues viable within District IV.

District IV implemented a 10 game league season as suggested by WSYSA. This allowed District IV to host its "Soccer to the Max" Tournament for teams U8 – U10 to be held earlier in the year when the weather is more conducive to playing the game.

A high number of cards and complaints within District IV for seemed to be associated with the lack of referee coverage thru-out the year. This is a problem that will only get worse if not addressed. The Tom Higby Sportsmanship award was rescinded as a District IV award this year as the criteria for this award is re-established.

District IV again hosted a successful Presidents Cup Tournament at the conclusion of the 2008 season.

Tony Peredo
District IV Director of Competition

Director of development annual report 2008

I would like to start by thanking all the players, parents and volunteers who make youth soccer possible in District IV. I would also like to thank my fellow board members for their hard work and dedication.

One of the biggest challenges in our sport is having developmentally appropriate training from the time a child first straps on a pair of boots. To that end we must thank all the clubs and associations that have put the time and finances into coach development. I look forward to the day all coaches receive appropriate training for the age children they are working with.

I would also like to thank the members working with Fields Today Fit Tomorrow. The fruits of their labor in conjunction with the efforts of our clubs are beginning to pay off.

A special thank you goes out to all people that have been developing TOPSoccer in our district. I am enthused with the growth in this wonderful program and am excited about the coming year.

As has been stated before, I optimistically look forward to continued involvement with the fledgling program in Neah Bay. With the support of OYSA I believe a club can be developed here. This is a rare opportunity to bring soccer and all its benefits to a new group of kids.

Thanks to all,

Sincerely,
Tom Cowdery

TREASURER

WSYSA, District IV

Tom Forstall
7689 Clover Blossom Lane NE
Bremerton, Washington 98311-3907



August 5, 2008

Treasurer's Report for Fiscal Year 2007-2008

1. We began the fiscal year (August 1, 2007) with \$74,832.97 in the bank. We ended the fiscal year (July 31, 2008) with \$77,882.68 in the bank. Our profit for the year was \$3,049.71. Fields Today, Fit Tomorrow showed a loss of \$1,565.08. Therefore, the profit from other operations was \$4,614.79.
2. In comparing budget to actual figures, we exceeded our budgeted profit figures for league play, President's Cup, and Soccer to the Maxx. We did not host the Challenge Cup this year. The loss for the "general" category was less than budgeted. We had expenses for OPIC, but did not sponsor the event.
3. Since our total income was just over \$100,000, I had to file a Form 990 (vice a Form 990EZ) with the IRS. A copy is attached.

Account Balances Report - As of 7/31/2008

(Includes unrealized gains)

As of 7/31/2008

8/5/2008

Page 1

Account	7/31/2008 Balance
ASSETS	
Cash and Bank Accounts	
CD	0.00
Challenge Cup	0.00
Dist.IV Check	1,182.45
Dist.IV Savings	107.61
Fields today Fit tomorrow	344.85
FTFT Money Market	16,505.49
Money Market	59,663.61
OPIC	78.67
TOTAL Cash and Bank Accounts	77,882.68
TOTAL ASSETS	77,882.68
LIABILITIES	
	0.00
OVERALL TOTAL	77,882.68

Budget Report Total 2007- 2008 - 2008

8/1/2007 through 7/31/2008 Using Budget 6

8/5/2008

Page 1

Category Description	8/1/2007 Actual	- Budget	7/31/2008 Difference
INCOME			
01-DISTRICT IV COMMISSIONER			
01-GENERAL FUND			
130-INTEREST	1,493.18	500.00	993.18
170-COMPUTER	500.00	0.00	500.00
210-CYL REIMBURSEMENT	1,935.37	0.00	1,935.37
220-WEB PAGE	2,400.00	0.00	2,400.00
TOTAL 01-GENERAL FUND	6,328.55	500.00	5,828.55
05-ASSESSMENT			
110-ASSOCIATION ASSESSMENT	11,098.50	11,100.00	-1.50
TOTAL 05-ASSESSMENT	11,098.50	11,100.00	-1.50
TOTAL 01-DISTRICT IV COMMISSIONER	17,427.05	11,600.00	5,827.05
04-DIRECTOR OF COMPETITION			
05-FALL LEAGUE			
110-PLAYER FEES	2,649.50	2,590.00	59.50
115-OUT OF DISTRICT LEAGUE FEES	3,350.00	1,500.00	1,850.00
130-FINES	700.00	500.00	200.00
140-SCHEDULING FEES	27,880.00	28,465.00	-585.00
141-RESCHEDULING FEE	1,400.00	1,000.00	400.00
TOTAL 05-FALL LEAGUE	35,979.50	34,055.00	1,924.50
06-PRESIDENT'S CUP			
110-ENTRY FEES	24,300.00	18,000.00	6,300.00
TOTAL 06-PRESIDENT'S CUP	24,300.00	18,000.00	6,300.00
07-SOCCER TO THE MAXX			
110-ENTRY FEE	4,565.00	3,000.00	1,565.00
TOTAL 07-SOCCER TO THE MAXX	4,565.00	3,000.00	1,565.00
09-MOD/MICRO LEAGUE			
210-MOD REFEREE FEES	9,041.00	0.00	9,041.00
220-CLUB BILLING FEE	483.05	0.00	483.05
TOTAL 09-MOD/MICRO LEAGUE	9,524.05	0.00	9,524.05
TOTAL 04-DIRECTOR OF COMPETITION	74,368.55	55,055.00	19,313.55
12-OPIC			
01-GENERAL FUND			
110-INCOME	0.00	10,000.00	-10,000.00
TOTAL 01-GENERAL FUND	0.00	10,000.00	-10,000.00
TOTAL 12-OPIC	0.00	10,000.00	-10,000.00
TOTAL INCOME	91,795.60	76,655.00	15,140.60

EXPENSES

101-DISTRICT IV COMMISSIONER			
01-GENERAL FUND			
221-GO TO MEETING	546.40	0.00	-546.40
230-POSTAGE	35.23	200.00	164.77
231-PO BOX	40.00	50.00	10.00
240-MISC.	1,531.00	0.00	-1,531.00
241-MEMORIAL	59.71	0.00	-59.71
242-AWARDS	18.68	0.00	-18.68
243-GIFTS	329.38	0.00	-329.38
260-SUPPLIES	36.87	220.00	183.13
290-DISTRICT 4 AGM	252.12	700.00	447.88

Budget Report Total 2007- 2008 - 2008

8/1/2007 through 7/31/2008 Using Budget 6

8/5/2008

Page 2

Category Description	8/1/2007 Actual	- Budget	7/31/2008 Difference
300-MEETING EXPENSES	659.80	400.00	-259.80
310-DISTRICT 4 ANNUAL RECOGNITIO...	274.35	500.00	225.65
311-PRESIDENT'S MEETING	1,266.00	0.00	-1,266.00
320-OFFICER CLOTHING	107.19	0.00	-107.19
360-COMPUTER/SOFTWARE	2,175.13	500.00	-1,675.13
370-WEB PAGE	5,120.00	5,000.00	-120.00
410-ANNUAL REGISTRATION	25.00	10.00	-15.00
460-NATIONAL COACHES CONVENTION			
1-AIRFARE	210.00	0.00	-210.00
2-HOTEL	427.50	0.00	-427.50
3-REGISTRATION	150.00	0.00	-150.00
Other 101:01:460-NATIONAL COACH...	0.00	4,000.00	4,000.00
TOTAL 460-NATIONAL COACHES CO...	787.50	4,000.00	3,212.50
490-WESTERN REGIONALS	2,300.00	0.00	-2,300.00
510-COLLEGE SCHOLARSHIP	750.00	500.00	-250.00
520-TREASURER 1% FEE	97.81	0.00	-97.81
530-L&I PAYMENTS	113.94	0.00	-113.94
TOTAL 01-GENERAL FUND	16,526.11	12,080.00	-4,446.11
03-PAID CONTRACTORS			
110-K-DAG SERVICES	26,000.00	26,000.00	0.00
120-OTHER CONTRACTORS	0.00	7,000.00	7,000.00
TOTAL 03-PAID CONTRACTORS	26,000.00	33,000.00	7,000.00
TOTAL 101-DISTRICT IV COMMISSIONER	42,526.11	45,080.00	2,553.89
103-2ND ALT COMMISSIONER			
01-GENERAL FUND			
270-WSYSA AGM			
1-DINNER	200.00	0.00	-200.00
3-AWARDS/PEOPLE/YEAR	247.48	0.00	-247.48
4-FRIENDSHIP CUP	30.10	0.00	-30.10
Other 103:01:270-WSYSA AGM	0.00	800.00	800.00
TOTAL 270-WSYSA AGM	477.58	800.00	322.42
TOTAL 01-GENERAL FUND	477.58	800.00	322.42
02-DISCIPLINARY			
260-SUPPLIES	29.95	0.00	-29.95
270-MEETING ROOM RENTAL	390.00	250.00	-140.00
TOTAL 02-DISCIPLINARY	419.95	250.00	-169.95
TOTAL 103-2ND ALT COMMISSIONER	897.53	1,050.00	152.47
104-DIR OF COMPETITION			
01-GENERAL FUND			
220-PHONE	320.00	480.00	160.00
TOTAL 01-GENERAL FUND	320.00	480.00	160.00
05-DISTRICT 4 LEAGUE			
270-LEAGUE FEES - OTHER DISTRICTS	3,350.00	1,500.00	-1,850.00
300-AWARDS	3,009.68	3,500.00	490.32
310-REFEREE FEES	487.39	800.00	312.61
TOTAL 05-DISTRICT 4 LEAGUE	6,847.07	5,800.00	-1,047.07
06-PRESIDENT'S CUP			
300-AWARDS	1,617.56	1,600.00	-17.56
310-REFEREE FEES	6,324.30	5,000.00	-1,324.30
320-FIELD FEES-TOTAL			
5-OTHER THAN SIL STAD	400.00	0.00	-400.00

Budget Report Total 2007- 2008 - 2008

8/1/2007 through 7/31/2008 Using Budget 6

8/5/2008

Page 3

Category Description	8/1/2007 Actual	- Budget	7/31/2008 Difference
TOTAL 320-FIELD FEES-TOTAL	400.00	0.00	-400.00
330-WSYSA FEES	6,075.00	6,000.00	-75.00
340-T-SHIRTS	2,093.37	0.00	-2,093.37
TOTAL 06-PRESIDENT'S CUP	16,510.23	12,600.00	-3,910.23
07-SOCCER TO THE MAXX			
240-MISC	143.16	0.00	-143.16
300-AWARDS	799.02	0.00	-799.02
310-REFEREE FEE	620.00	0.00	-620.00
320-T-SHIRTS	2,689.99	0.00	-2,689.99
Other 104:07-SOCCER TO THE MAXX	0.00	3,000.00	3,000.00
TOTAL 07-SOCCER TO THE MAXX	4,252.17	3,000.00	-1,252.17
09-MOD/MICRO SOCCER			
300-CHECKS	9.24	0.00	-9.24
310-MOD REFEREE FEES	8,757.00	0.00	-8,757.00
TOTAL 09-MOD/MICRO SOCCER	8,766.24	0.00	-8,766.24
TOTAL 104-DIR OF COMPETITION	36,695.71	21,880.00	-14,815.71
105-DIR OF DEVELOPMENT			
04-DEVELOPMENT			
110-WORLD OF SOCCER	3,898.80	4,500.00	601.20
115-NEAH BAY	51.35	0.00	-51.35
118-NSYSA	1,000.00	0.00	-1,000.00
Other 105:04-DEVELOPMENT	0.00	3,000.00	3,000.00
TOTAL 04-DEVELOPMENT	4,950.15	7,500.00	2,549.85
05-DIRECTOR OF COACHING			
301-AWARDS CEREMONY	73.76	0.00	-73.76
TOTAL 05-DIRECTOR OF COACHING	73.76	0.00	-73.76
06-TOP SOCCER			
110-TOP SOCCER	200.00	500.00	300.00
TOTAL 06-TOP SOCCER	200.00	500.00	300.00
TOTAL 105-DIR OF DEVELOPMENT	5,223.91	8,000.00	2,776.09
107-TREASURER			
01-GENERAL FUND			
230-POSTAGE	190.65	250.00	59.35
260-SUPPLIES	61.90	100.00	38.10
370-FINANCIAL REVIEW	185.00	0.00	-185.00
TOTAL 01-GENERAL FUND	437.55	350.00	-87.55
TOTAL 107-TREASURER	437.55	350.00	-87.55
112-OPIC			
01-GENERAL FUND			
110-EXPENSES	1,400.00	5,000.00	3,600.00
TOTAL 01-GENERAL FUND	1,400.00	5,000.00	3,600.00
TOTAL 112-OPIC	1,400.00	5,000.00	3,600.00
TOTAL EXPENSES	87,180.81	81,360.00	-5,820.81
OVERALL TOTAL	4,614.79	-4,705.00	9,319.79

**Budget report by seven major categories
FY2007-08**

	Income		Expenses		Profit/Loss	
	Actual	Budget	Actual	Budget	Actual	Budget
General	\$17,427.05	\$11,600.00	\$49,205.10	\$54,460.00	-\$31,778.05	-\$42,860.00
League play	\$35,979.50	\$34,055.00	\$6,847.07	\$5,800.00	\$29,132.43	\$28,255.00
President's Cup	\$24,300.00	\$18,000.00	\$16,510.23	\$12,600.00	\$7,789.77	\$5,400.00
OPIC	\$0.00	\$10,000.00	\$1,400.00	\$5,000.00	-\$1,400.00	\$5,000.00
Mod/Micro league	\$9,524.05	\$0.00	\$8,766.24	\$0.00	\$757.81	\$0.00
Top Soccer	\$0.00	\$0.00	\$200.00	\$500.00	-\$200.00	-\$500.00
Soccer to the Maxx	\$4,565.00	\$3,000.00	\$4,252.17	\$3,000.00	\$312.83	\$0.00
Total	\$91,795.60	\$76,655.00	\$87,180.81	\$81,360.00	\$4,614.79	-\$4,705.00
Profit	\$4,614.79	-\$4,705.00				
FTFT	\$8,339.70		\$9,904.78			
Reported totals to IRS	\$100,135.30		\$97,085.59			
Profit	\$3,049.71					

Return of Organization Exempt From Income Tax

2007

Under section 501(c), 527, or 4947(a)(1) of the Internal Revenue Code (except black lung benefit trust or private foundation)

Open to Public Inspection

Department of the Treasury
Internal Revenue Service

▶ The organization may have to use a copy of this return to satisfy state reporting requirements.

A For the 2007 calendar year, or tax year beginning August, 2007, and ending July, 2008

- B** Check if applicable:
- Address change
 - Name change
 - Initial return
 - Termination
 - Amended return
 - Application pending

C Name of organization
Washington State Youth Soccer Association, District IV

Number and street (or P.O. box if mail is not delivered to street address) Room/suite
PO Box 2281

City or town, state or country, and ZIP + 4
Silverdale, WA 98383-2281

D Employer identification number
91 1520102

E Telephone number
() None

F Accounting method: Cash Accrual
 Other (specify) ▶

• Section 501(c)(3) organizations and 4947(a)(1) nonexempt charitable trusts must attach a completed Schedule A (Form 990 or 990-EZ).

- H and I are not applicable to section 527 organizations.**
- H(a)** Is this a group return for affiliates? Yes No
- H(b)** If "Yes," enter number of affiliates ▶
- H(c)** Are all affiliates included? Yes No
(If "No," attach a list. See instructions.)
- H(d)** Is this a separate return filed by an organization covered by a group ruling? Yes No
- I** Group Exemption Number ▶
- M** Check if the organization is not required to attach Sch. B (Form 990, 990-EZ, or 990-PF).

G Website: ▶ **d4soccer.org**

J Organization type (check only one) ▶ 501(c) (**3**) ◀ (insert no.) 4947(a)(1) or 527

K Check here if the organization is not a 509(a)(3) supporting organization and its gross receipts are normally not more than \$25,000. A return is not required, but if the organization chooses to file a return, be sure to file a complete return.

L Gross receipts: Add lines 6b, 8b, 9b, and 10b to line 12 ▶ **100135.30**

Part I Revenue, Expenses, and Changes in Net Assets or Fund Balances (See the instructions.)

Revenue	1 Contributions, gifts, grants, and similar amounts received:				
	a Contributions to donor advised funds	1a			
	b Direct public support (not included on line 1a)	1b			
	c Indirect public support (not included on line 1a)	1c			
	d Government contributions (grants) (not included on line 1a)	1d			
	e Total (add lines 1a through 1d) (cash \$ _____ noncash \$ _____)	1e			0
	2 Program service revenue including government fees and contracts (from Part VII, line 93)	2			0
	3 Membership dues and assessments	3			64469.03
	4 Interest on savings and temporary cash investments	4			1965.90
	5 Dividends and interest from securities	5			0
	6a Gross rents	6a			
	b Less: rental expenses	6b			
c Net rental income or (loss). Subtract line 6b from line 6a	6c			0	
7 Other investment income (describe ▶)	7			0	
8a Gross amount from sales of assets other than inventory	(A) Securities		(B) Other		
		8a			
	b Less: cost or other basis and sales expenses.	8b			
	c Gain or (loss) (attach schedule)	8c			
d Net gain or (loss). Combine line 8c, columns (A) and (B)	8d			0	
9 Special events and activities (attach schedule). If any amount is from gaming, check here <input type="checkbox"/>	a Gross revenue (not including \$ _____ of contributions reported on line 1b)	9a		28865.00	
	b Less: direct expenses other than fundraising expenses	9b		20762.40	
	c Net income or (loss) from special events. Subtract line 9b from line 9a	9c			8102.60
10a Gross sales of inventory, less returns and allowances		10a			
	b Less: cost of goods sold	10b			
	c Gross profit or (loss) from sales of inventory (attach schedule). Subtract line 10b from line 10a	10c			0
11 Other revenue (from Part VII, line 103)	11			4835.37	
12 Total revenue. Add lines 1e, 2, 3, 4, 5, 6c, 7, 8d, 9c, 10c, and 11	12			79372.90	
Expenses	13 Program services (from line 44, column (B))	13		72617.35	
	14 Management and general (from line 44, column (C))	14		3705.84	
	15 Fundraising (from line 44, column (D))	15		0	
	16 Payments to affiliates (attach schedule)	16		0	
	17 Total expenses. Add lines 16 and 44, column (A)	17			76323.19
Net Assets	18 Excess or (deficit) for the year. Subtract line 17 from line 12	18		3049.71	
	19 Net assets or fund balances at beginning of year (from line 73, column (A))	19		74832.97	
	20 Other changes in net assets or fund balances (attach explanation)	20		0	
	21 Net assets or fund balances at end of year. Combine lines 18, 19, and 20	21			77882.68

Part II Statement of Functional Expenses All organizations must complete column (A). Columns (B), (C), and (D) are required for section 501(c)(3) and (4) organizations and section 4947(a)(1) nonexempt charitable trusts but optional for others. (See the instructions.)

<i>Do not include amounts reported on line 6b, 8b, 9b, 10b, or 16 of Part I.</i>		(A) Total	(B) Program services	(C) Management and general	(D) Fundraising
22a	Grants paid from donor advised funds (attach schedule) (cash \$ _____ noncash \$ _____) If this amount includes foreign grants, check here <input type="checkbox"/>				
22b	Other grants and allocations (attach schedule) (cash \$ _____ noncash \$ _____) If this amount includes foreign grants, check here <input type="checkbox"/>				
23	Specific assistance to individuals (attach schedule)				
24	Benefits paid to or for members (attach schedule)	30679.99	30679.99		
25a	Compensation of current officers, directors, key employees, etc. listed in Part V-A				
25b	Compensation of former officers, directors, key employees, etc. listed in Part V-B				
25c	Compensation and other distributions, not included above, to disqualified persons (as defined under section 4958(f)(1)) and persons described in section 4958(c)(3)(B)				
26	Salaries and wages of employees not included on lines 25a, b, and c				
27	Pension plan contributions not included on lines 25a, b, and c				
28	Employee benefits not included on lines 25a – 27				
29	Payroll taxes				
30	Professional fundraising fees				
31	Accounting fees				
32	Legal fees				
33	Supplies	128.72		128.72	
34	Telephone	866.40		866.40	
35	Postage and shipping	265.88		265.88	
36	Occupancy				
37	Equipment rental and maintenance				
38	Printing and publications				
39	Travel	2300.00	2300.00		
40	Conferences, conventions, and meetings	3833.00	3833.00		
41	Interest				
42	Depreciation, depletion, etc. (attach schedule)				
43	Other expenses not covered above (itemize):				
a	<u>See attached list</u>	38249.20	35804.36	2444.84	
b				
c				
d				
e				
f				
g				
44	Total functional expenses. Add lines 22a through 43g. (Organizations completing columns (B)–(D), carry these totals to lines 13–15)	76323.19	72617.35	3705.84	

Joint Costs. Check if you are following SOP 98-2.
 Are any joint costs from a combined educational campaign and fundraising solicitation reported in (B) Program services? Yes No
 If "Yes," enter (i) the aggregate amount of these joint costs \$ _____; (ii) the amount allocated to Program services \$ _____; (iii) the amount allocated to Management and general \$ _____; and (iv) the amount allocated to Fundraising \$ _____

Part IV Balance Sheets (See the instructions.)

Note: Where required, attached schedules and amounts within the description column should be for end-of-year amounts only.

		(A) Beginning of year		(B) End of year
Assets	45 Cash—non-interest-bearing	820.20	45	1605.97
	46 Savings and temporary cash investments	74012.77	46	76276.71
	47a Accounts receivable			
	b Less: allowance for doubtful accounts	0	47c	0
	48a Pledges receivable			
	b Less: allowance for doubtful accounts	0	48c	0
	49 Grants receivable	0	49	0
	50a Receivables from current and former officers, directors, trustees, and key employees (attach schedule)	0	50a	0
	b Receivables from other disqualified persons (as defined under section 4958(f)(1)) and persons described in section 4958(c)(3)(B) (attach schedule)	0	50b	0
	51a Other notes and loans receivable (attach schedule)			
	b Less: allowance for doubtful accounts	0	51c	0
	52 Inventories for sale or use	0	52	0
	53 Prepaid expenses and deferred charges	0	53	0
	54a Investments—publicly-traded securities <input type="checkbox"/> Cost <input type="checkbox"/> FMV	0	54a	0
	b Investments—other securities (attach schedule) <input type="checkbox"/> Cost <input type="checkbox"/> FMV	0	54b	0
	55a Investments—land, buildings, and equipment: basis			
	b Less: accumulated depreciation (attach schedule)	0	55c	0
	56 Investments—other (attach schedule)	0	56	0
	57a Land, buildings, and equipment: basis			
	b Less: accumulated depreciation (attach schedule)	0	57c	0
58 Other assets, including program-related investments (describe ▶)	0	58	0	
59 Total assets (must equal line 74). Add lines 45 through 58	74832.97	59	77882.68	
Liabilities	60 Accounts payable and accrued expenses	0	60	0
	61 Grants payable	0	61	0
	62 Deferred revenue	0	62	0
	63 Loans from officers, directors, trustees, and key employees (attach schedule)	0	63	0
	64a Tax-exempt bond liabilities (attach schedule)	0	64a	0
	b Mortgages and other notes payable (attach schedule)	0	64b	0
	65 Other liabilities (describe ▶)	0	65	0
66 Total liabilities. Add lines 60 through 65	0	66	0	
Net Assets or Fund Balances	Organizations that follow SFAS 117, check here <input type="checkbox"/> and complete lines 67 through 69 and lines 73 and 74.			
	67 Unrestricted		67	
	68 Temporarily restricted		68	
	69 Permanently restricted		69	
	Organizations that do not follow SFAS 117, check here <input checked="" type="checkbox"/> and complete lines 70 through 74.			
	70 Capital stock, trust principal, or current funds	74832.97	70	77882.68
	71 Paid-in or capital surplus, or land, building, and equipment fund	0	71	0
	72 Retained earnings, endowment, accumulated income, or other funds	0	72	0
73 Total net assets or fund balances. Add lines 67 through 69 or lines 70 through 72. (Column (A) must equal line 19 and column (B) must equal line 21)	74832.97	73	77882.68	
74 Total liabilities and net assets/fund balances. Add lines 66 and 73	74832.97	74	77882.68	

Part IV-A Reconciliation of Revenue per Audited Financial Statements With Revenue per Return (See the instructions.)

a	Total revenue, gains, and other support per audited financial statements		a	NA
b	Amounts included on line a but not on Part I, line 12:			
1	Net unrealized gains on investments	b1		
2	Donated services and use of facilities	b2		
3	Recoveries of prior year grants	b3		
4	Other (specify):	b4		
	Add lines b1 through b4		b	
c	Subtract line b from line a		c	
d	Amounts included on Part I, line 12, but not on line a :			
1	Investment expenses not included on Part I, line 6b	d1		
2	Other (specify):	d2		
	Add lines d1 and d2		d	
e	Total revenue (Part I, line 12). Add lines c and d ▶		e	

Part IV-B Reconciliation of Expenses per Audited Financial Statements With Expenses per Return

a	Total expenses and losses per audited financial statements		a	NA
b	Amounts included on line a but not on Part I, line 17:			
1	Donated services and use of facilities	b1		
2	Prior year adjustments reported on Part I, line 20	b2		
3	Losses reported on Part I, line 20	b3		
4	Other (specify):	b4		
	Add lines b1 through b4		b	
c	Subtract line b from line a		c	
d	Amounts included on Part I, line 17, but not on line a :			
1	Investment expenses not included on Part I, line 6b	d1		
2	Other (specify):	d2		
	Add lines d1 and d2		d	
e	Total expenses (Part I, line 17). Add lines c and d ▶		e	

Part V-A Current Officers, Directors, Trustees, and Key Employees (List each person who was an officer, director, trustee, or key employee at any time during the year even if they were not compensated.) (See the instructions.)

(A) Name and address	(B) Title and average hours per week devoted to position	(C) Compensation (If not paid, enter -0-.)	(D) Contributions to employee benefit plans & deferred compensation plans	(E) Expense account and other allowances
Kasey O'Leary 7285 Pheasant Cir NE, Bremerton, WA 98311	President, 10 hrs/wk	0	0	0
Lloyd Hansen 6554 Wellington, Bremerton, WA 98311	1st VP, 5 hrs/wk	0	0	0
Carlton Blaisdell 3253 Happy Hollow Ln, Silverdale, WA 98383	2nd VP, 5 hrs/wk	0	0	0
Thomas Forstall 7689 Clover Blossom LN, Bremerton, WA 98311	Treasurer, 5 hrs/wk	0	0	0
Tausha Peredo 470 Flower Meadow St, Port Orchard, WA 98366	Secretary, 5 hrs/wk	0	0	0
Tom Cowdery 306 S. Charlotte Ave, Bremerton, WA 98312	VP Development, 5 hrs/wk	0	0	0
Tony Peredo 470 Flower Meadow St, Port Orchard, WA 98366	VP Competition, 5 hrs/wk	0	0	0

Part VI Other Information (continued)		Yes	No
82a	Did the organization receive donated services or the use of materials, equipment, or facilities at no charge or at substantially less than fair rental value?		<input checked="" type="checkbox"/>
	b If "Yes," you may indicate the value of these items here. Do not include this amount as revenue in Part I or as an expense in Part II. (See instructions in Part III.)		
	82b _____		
83a	Did the organization comply with the public inspection requirements for returns and exemption applications?	<input checked="" type="checkbox"/>	
	b Did the organization comply with the disclosure requirements relating to <i>quid pro quo</i> contributions?	<input checked="" type="checkbox"/>	
84a	Did the organization solicit any contributions or gifts that were not tax deductible?		<input checked="" type="checkbox"/>
	b If "Yes," did the organization include with every solicitation an express statement that such contributions or gifts were not tax deductible?		
	84b _____		
85a	501(c)(4), (5), or (6). Were substantially all dues nondeductible by members?		
	b Did the organization make only in-house lobbying expenditures of \$2,000 or less? If "Yes" was answered to either 85a or 85b, do not complete 85c through 85h below unless the organization received a waiver for proxy tax owed for the prior year.		
	c Dues, assessments, and similar amounts from members		
	85c _____		
	d Section 162(e) lobbying and political expenditures		
	85d _____		
	e Aggregate nondeductible amount of section 6033(e)(1)(A) dues notices		
	85e _____		
	f Taxable amount of lobbying and political expenditures (line 85d less 85e)		
	85f _____		
	g Does the organization elect to pay the section 6033(e) tax on the amount on line 85f?		
	85g _____		
	h If section 6033(e)(1)(A) dues notices were sent, does the organization agree to add the amount on line 85f to its reasonable estimate of dues allocable to nondeductible lobbying and political expenditures for the following tax year?		
	85h _____		
86	501(c)(7) orgs. Enter: a Initiation fees and capital contributions included on line 12		
	86a _____		
	b Gross receipts, included on line 12, for public use of club facilities		
	86b _____		
87	501(c)(12) orgs. Enter: a Gross income from members or shareholders		
	87a _____		
	b Gross income from other sources. (Do not net amounts due or paid to other sources against amounts due or received from them.)		
	87b _____		
88a	At any time during the year, did the organization own a 50% or greater interest in a taxable corporation or partnership, or an entity disregarded as separate from the organization under Regulations sections 301.7701-2 and 301.7701-3? If "Yes," complete Part IX.		<input checked="" type="checkbox"/>
	b At any time during the year, did the organization, directly or indirectly, own a controlled entity within the meaning of section 512(b)(13)? If "Yes," complete Part XI		<input checked="" type="checkbox"/>
89a	501(c)(3) organizations. Enter: Amount of tax imposed on the organization during the year under: section 4911 <input type="text" value="0"/> ; section 4912 <input type="text" value="0"/> ; section 4955 <input type="text" value="0"/>		
	b 501(c)(3) and 501(c)(4) orgs. Did the organization engage in any section 4958 excess benefit transaction during the year or did it become aware of an excess benefit transaction from a prior year? If "Yes," attach a statement explaining each transaction		<input checked="" type="checkbox"/>
	89b _____		
	c Enter: Amount of tax imposed on the organization managers or disqualified persons during the year under sections 4912, 4955, and 4958 <input type="text" value="0"/>		
	d Enter: Amount of tax on line 89c, above, reimbursed by the organization <input type="text" value="0"/>		
	e <i>All organizations.</i> At any time during the tax year, was the organization a party to a prohibited tax shelter transaction?		<input checked="" type="checkbox"/>
	89e _____		
	f <i>All organizations.</i> Did the organization acquire a direct or indirect interest in any applicable insurance contract?		<input checked="" type="checkbox"/>
	89f _____		
	g <i>For supporting organizations and sponsoring organizations maintaining donor advised funds.</i> Did the supporting organization, or a fund maintained by a sponsoring organization, have excess business holdings at any time during the year?		
	89g _____		
90a	List the states with which a copy of this return is filed <input type="text" value="None"/>		
	b Number of employees employed in the pay period that includes March 12, 2007 (See instructions.)	90b <input type="text" value="0"/>	
91a	The books are in care of <input type="text" value="Thomas Forstall"/> Telephone no. <input type="text" value="(360) 692-0610"/> Located at <input type="text" value="7689 Clover Blossom Lane NE, Bremerton, WA"/> ZIP + 4 <input type="text" value="98311-3907"/>		
	b At any time during the calendar year, did the organization have an interest in or a signature or other authority over a financial account in a foreign country (such as a bank account, securities account, or other financial account)? If "Yes," enter the name of the foreign country <input type="text"/>	91b	<input checked="" type="checkbox"/>
	See the instructions for exceptions and filing requirements for Form TD F 90-22.1 , Report of Foreign Bank and Financial Accounts.		

Part VI Other Information (continued)

c At any time during the calendar year, did the organization maintain an office outside of the United States? **91c** Yes No
 If "Yes," enter the name of the foreign country ▶

92 Section 4947(a)(1) nonexempt charitable trusts filing Form 990 in lieu of Form 1041—Check here and enter the amount of tax-exempt interest received or accrued during the tax year ▶ **92** |

Part VII Analysis of Income-Producing Activities (See the instructions.)

Note: Enter gross amounts unless otherwise indicated.

	Unrelated business income		Excluded by section 512, 513, or 514		(E) Related or exempt function income
	(A) Business code	(B) Amount	(C) Exclusion code	(D) Amount	
93 Program service revenue:					
a _____					
b _____					
c _____					
d _____					
e _____					
f Medicare/Medicaid payments					
g Fees and contracts from government agencies					
94 Membership dues and assessments					64469.03
95 Interest on savings and temporary cash investments					1965.90
96 Dividends and interest from securities					
97 Net rental income or (loss) from real estate:					
a debt-financed property					
b not debt-financed property					
98 Net rental income or (loss) from personal property					
99 Other investment income					
100 Gain or (loss) from sales of assets other than inventory					
101 Net income or (loss) from special events					8102.60
102 Gross profit or (loss) from sales of inventory					
103 Other revenue: a <u>See attached list</u>					4835.37
b _____					
c _____					
d _____					
e _____					
104 Subtotal (add columns (B), (D), and (E))					79372.90
105 Total (add line 104, columns (B), (D), and (E)) ▶					79372.90

Note: Line 105 plus line 1e, Part I, should equal the amount on line 12, Part I.

Part VIII Relationship of Activities to the Accomplishment of Exempt Purposes (See the instructions.)

Line No.	Explain how each activity for which income is reported in column (E) of Part VII contributed importantly to the accomplishment of the organization's exempt purposes (other than by providing funds for such purposes).
All	Provided management, technical, training, website, and referee support for youth soccer programs in Kitsap, Mason, Jefferson, and Clallam Counties of Washington State.

Part IX Information Regarding Taxable Subsidiaries and Disregarded Entities (See the instructions.)

(A) Name, address, and EIN of corporation, partnership, or disregarded entity	(B) Percentage of ownership interest	(C) Nature of activities	(D) Total income	(E) End-of-year assets
NA	%			
	%			
	%			
	%			

Part X Information Regarding Transfers Associated with Personal Benefit Contracts (See the instructions.)

(a) Did the organization, during the year, receive any funds, directly or indirectly, to pay premiums on a personal benefit contract? Yes No

(b) Did the organization, during the year, pay premiums, directly or indirectly, on a personal benefit contract? Yes No

Note: If "Yes" to (b), file Form 8870 and Form 4720 (see instructions).

Part XI Information Regarding Transfers To and From Controlled Entities. Complete only if the organization is a controlling organization as defined in section 512(b)(13).

106 Did the reporting organization **make** any transfers **to** a controlled entity as defined in section 512(b)(13) of the Code? If "Yes," complete the schedule below for each controlled entity.

				Yes	No
	(A) Name, address, of each controlled entity	(B) Employer Identification Number	(C) Description of transfer	(D) Amount of transfer	
a				
b				
c				
Totals					

107 Did the reporting organization **receive** any transfers **from** a controlled entity as defined in section 512(b)(13) of the Code? If "Yes," complete the schedule below for each controlled entity.

				Yes	No
	(A) Name, address, of each controlled entity	(B) Employer Identification Number	(C) Description of transfer	(D) Amount of transfer	
a				
b				
c				
Totals					

108 Did the organization have a binding written contract in effect on August 17, 2006, covering the interest, rents, royalties, and annuities described in question 107 above?

Under penalties of perjury, I declare that I have examined this return, including accompanying schedules and statements, and to the best of my knowledge and belief, it is true, correct, and complete. Declaration of preparer (other than officer) is based on all information of which preparer has any knowledge.

Please Sign Here

Signature of officer _____ Date _____

Thomas Forstall, Treasurer
Type or print name and title

Paid Preparer's Use Only

Preparer's signature _____ Date _____ Check if self-employed Preparer's SSN or PTIN (See Gen. Inst. X) _____

Firm's name (or yours if self-employed), address, and ZIP + 4 _____ EIN _____ Phone no. _____

Form 990

2007

Washington State Youth Soccer Association, District IV

EIN 91-1520102

Part I, Revenue, expenses, and changes in net assets or fund balances

			Income	Expenses	Net
3	Membership dues and assessments	Fall league			\$31,930.00
3	Membership dues and assessments	Mod/micro league			\$9,524.05
3	Membership dues and assessments	FTFT			\$7,866.98
3	Membership dues and assessments	Assesment			\$11,098.50
3	Membership dues and assessments	Player fees			\$2,649.50
3	Membership dues and assessments	Rescheduling fees			\$1,400.00
		Subtotal			\$64,469.03
4	Interest	Interest			\$1,493.18
4	Interest	Interest			\$472.72
		Subtotal			\$1,965.90
9	Special events	President's Cup	\$24,300.00	\$16,510.23	\$7,789.77
9	Special events	Soccer to the Maxx	\$4,565.00	\$4,252.17	\$312.83
		Subtotal	\$28,865.00	\$20,762.40	\$8,102.60
11	Other income	Payment for used computer			\$500.00
11	Other income	CYL reimbursement			\$1,935.37
11	Other income	Web page useage reimbursement			\$2,400.00
		Subtotal			\$4,835.37
		Total			\$79,372.90

Part VII, Analysis of Income-Producing Activities

103	Other revenue	Payment for used computer			\$500.00
103	Other revenue	CYL reimbursement			\$1,935.37
103	Other revenue	Web page useage reimbursement			\$2,400.00
		Subtotal			\$4,835.37

Washington State Youth Soccer Association, District IV

EIN 91-1520102

Part II, Statement of functional expenses

		Total	Program Services	Management
24 Benefits	Fall league	\$7,058.82	\$7,058.82	
24 Benefits	Mod/micro league	\$8,766.24	\$8,766.24	
24 Benefits	NSYSA	\$1,000.00	\$1,000.00	
24 Benefits	World of Soccer	\$3,898.80	\$3,898.80	
24 Benefits	Neah Bay	\$51.35	\$51.35	
24 Benefits	FTFT	\$9,904.78	\$9,904.78	
	Subtotal	\$30,679.99	\$30,679.99	
33 Supplies	Supplies	\$128.72		\$128.72
	Subtotal	\$128.72		\$128.72
34 Telephone	Telephone	\$546.40		\$546.40
34 Telephone	Telephone	\$320.00		\$320.00
	Subtotal	\$866.40		\$866.40
35 Postage	Postage	\$35.23		\$35.23
35 Postage	PO Box	\$40.00		\$40.00
35 Postage	Postage	\$190.65		\$190.65
	Subtotal	\$265.88		\$265.88
39 Travel	Western regionals	\$2,300.00	\$2,300.00	
	Subtotal	\$2,300.00	\$2,300.00	
40 Meetings	D4 AGM	\$252.12	\$252.12	
40 Meetings	Presidents' meeting	\$1,266.00	\$1,266.00	
40 Meetings	Monthly meetings	\$659.80	\$659.80	
40 Meetings	National Coaches Convention	\$787.50	\$787.50	
40 Meetings	WSYSA AGM	\$477.58	\$477.58	
40 Meetings	Meeting room disciplinary	\$390.00	\$390.00	
	Subtotal	\$3,833.00	\$3,833.00	
43 Other	Misc	\$1,638.19	\$1,638.19	
43 Other	Memorial	\$59.71		\$59.71
43 Other	Computer	\$2,175.13		\$2,175.13
43 Other	Web page	\$5,120.00	\$5,120.00	
43 Other	State registration	\$25.00		\$25.00
43 Other	Paid contractor	\$26,000.00	\$26,000.00	
43 Other	OPIC	\$1,400.00	\$1,400.00	
43 Other	Financial review	\$185.00		\$185.00
43 Other	Awards	\$696.17	\$696.17	
43 Other	College scholarships	\$750.00	\$750.00	
43 Other	Top Soccer	\$200.00	\$200.00	
	Subtotal	\$38,249.20	\$35,804.36	\$2,444.84
	Total	\$76,323.19	\$72,617.35	\$3,705.84

SCHEDULE A
(Form 990 or 990-EZ)

Department of the Treasury
Internal Revenue Service

Organization Exempt Under Section 501(c)(3)

(Except Private Foundation) and Section 501(e), 501(f), 501(k), 501(n),
or 4947(a)(1) Nonexempt Charitable Trust

Supplementary Information—(See separate instructions.)

▶ **MUST be completed by the above organizations and attached to their Form 990 or 990-EZ**

OMB No. 1545-0047

2007

Name of the organization Washington State Youth Soccer Association, District IV	Employer identification number 91 1520102
---	---

Part I Compensation of the Five Highest Paid Employees Other Than Officers, Directors, and Trustees
(See page 1 of the instructions. List each one. If there are none, enter "None.")

(a) Name and address of each employee paid more than \$50,000	(b) Title and average hours per week devoted to position	(c) Compensation	(d) Contributions to employee benefit plans & deferred compensation	(e) Expense account and other allowances
None				

Total number of other employees paid over \$50,000 . ▶

Part II-A Compensation of the Five Highest Paid Independent Contractors for Professional Services
(See page 2 of the instructions. List each one (whether individuals or firms). If there are none, enter "None.")

(a) Name and address of each independent contractor paid more than \$50,000	(b) Type of service	(c) Compensation
None		

Total number of others receiving over \$50,000 for professional services ▶

Part II-B Compensation of the Five Highest Paid Independent Contractors for Other Services
(List each contractor who performed services other than professional services, whether individuals or firms. If there are none, enter "None." See page 2 of the instructions.)

(a) Name and address of each independent contractor paid more than \$50,000	(b) Type of service	(c) Compensation
None		

Total number of other contractors receiving over \$50,000 for other services ▶

Part III **Statements About Activities** (See page 2 of the instructions.)

	Yes	No
1 During the year, has the organization attempted to influence national, state, or local legislation, including any attempt to influence public opinion on a legislative matter or referendum? If "Yes," enter the total expenses paid or incurred in connection with the lobbying activities ▶ \$ _____ (Must equal amounts on line 38, Part VI-A, or line i of Part VI-B.)	1	✓
Organizations that made an election under section 501(h) by filing Form 5768 must complete Part VI-A. Other organizations checking "Yes" must complete Part VI-B AND attach a statement giving a detailed description of the lobbying activities.		
2 During the year, has the organization, either directly or indirectly, engaged in any of the following acts with any substantial contributors, trustees, directors, officers, creators, key employees, or members of their families, or with any taxable organization with which any such person is affiliated as an officer, director, trustee, majority owner, or principal beneficiary? (If the answer to any question is "Yes," attach a detailed statement explaining the transactions.)		
a Sale, exchange, or leasing of property?	2a	✓
b Lending of money or other extension of credit?	2b	✓
c Furnishing of goods, services, or facilities?	2c	✓
d Payment of compensation (or payment or reimbursement of expenses if more than \$1,000)?	2d	✓
e Transfer of any part of its income or assets?	2e	✓
3a Did the organization make grants for scholarships, fellowships, student loans, etc.? (If "Yes," attach an explanation of how the organization determines that recipients qualify to receive payments.)	3a	✓
b Did the organization have a section 403(b) annuity plan for its employees?	3b	✓
c Did the organization receive or hold an easement for conservation purposes, including easements to preserve open space, the environment, historic land areas or historic structures? If "Yes," attach a detailed statement	3c	✓
d Did the organization provide credit counseling, debt management, credit repair, or debt negotiation services?	3d	✓
4a Did the organization maintain any donor advised funds? If "Yes," complete lines 4b through 4g. If "No," complete lines 4f and 4g	4a	✓
b Did the organization make any taxable distributions under section 4966?	4b	
c Did the organization make a distribution to a donor, donor advisor, or related person?	4c	
d Enter the total number of donor advised funds owned at the end of the tax year ▶ _____		
e Enter the aggregate value of assets held in all donor advised funds owned at the end of the tax year . . . ▶ _____		
f Enter the total number of separate funds or accounts owned at the end of the tax year (excluding donor advised funds included on line 4d) where donors have the right to provide advice on the distribution or investment of amounts in such funds or accounts ▶ _____		0
g Enter the aggregate value of assets held in all funds or accounts included on line 4f at the end of the tax year ▶ _____		0

Part IV Reason for Non-Private Foundation Status (See pages 4 through 8 of the instructions.)

I certify that the organization is not a private foundation because it is: (Please check only **ONE** applicable box.)

- 5 A church, convention of churches, or association of churches. Section 170(b)(1)(A)(i).
- 6 A school. Section 170(b)(1)(A)(ii). (Also complete Part V.)
- 7 A hospital or a cooperative hospital service organization. Section 170(b)(1)(A)(iii).
- 8 A federal, state, or local government or governmental unit. Section 170(b)(1)(A)(v).
- 9 A medical research organization operated in conjunction with a hospital. Section 170(b)(1)(A)(iii). **Enter the hospital's name, city, and state** ►
- 10 An organization operated for the benefit of a college or university owned or operated by a governmental unit. Section 170(b)(1)(A)(iv). (Also complete the **Support Schedule** in Part IV-A.)
- 11a An organization that normally receives a substantial part of its support from a governmental unit or from the general public. Section 170(b)(1)(A)(vi). (Also complete the **Support Schedule** in Part IV-A.)
- 11b A community trust. Section 170(b)(1)(A)(vi). (Also complete the **Support Schedule** in Part IV-A.)
- 12 An organization that normally receives: **(1) more than 33%** of its support from contributions, membership fees, and gross receipts from activities related to its charitable, etc., functions—subject to certain exceptions, and **(2) no more than 33%** of its support from gross investment income and unrelated business taxable income (less section 511 tax) from businesses acquired by the organization after June 30, 1975. See section 509(a)(2). (Also complete the **Support Schedule** in Part IV-A.)
- 13 An organization that is not controlled by any disqualified persons (other than foundation managers) and otherwise meets the requirements of section 509(a)(3). Check the box that describes the type of supporting organization:
 Type I Type II Type III-Functionally Integrated Type III-Other

Provide the following information about the supported organizations. (See page 8 of the instructions.)

(a) Name(s) of supported organization(s)	(b) Employer identification number (EIN)	(c) Type of organization (described in lines 5 through 12 above or IRC section)	(d) Is the supported organization listed in the supporting organization's governing documents?		(e) Amount of support
			Yes	No	
Total					

- 14 An organization organized and operated to test for public safety. Section 509(a)(4). (See page 8 of the instructions.)

Part IV-A Support Schedule (Complete only if you checked a box on line 10, 11, or 12.) **Use cash method of accounting.**

Note: You may use the worksheet in the instructions for converting from the accrual to the cash method of accounting.

Calendar year (or fiscal year beginning in)	(a) 2006	(b) 2005	(c) 2004	(d) 2003	(e) Total
15 Gifts, grants, and contributions received. (Do not include unusual grants. See line 28.)	946	385	237	542	2110
16 Membership fees received	72538	50187	45720	42494	210939
17 Gross receipts from admissions, merchandise sold or services performed, or furnishing of facilities in any activity that is related to the organization's charitable, etc., purpose	45504	46743	22238	0	114485
18 Gross income from interest, dividends, amounts received from payments on securities loans (section 512(a)(5)), rents, royalties, income from similar sources, and unrelated business taxable income (less section 511 taxes) from businesses acquired by the organization after June 30, 1975	1486	863	356	448	3153
19 Net income from unrelated business activities not included in line 18.	0	0	0	0	0
20 Tax revenues levied for the organization's benefit and either paid to it or expended on its behalf	0	0	0	0	0
21 The value of services or facilities furnished to the organization by a governmental unit without charge. Do not include the value of services or facilities generally furnished to the public without charge	0	0	0	0	0
22 Other income. Attach a schedule. Do not include gain or (loss) from sale of capital assets	0	0	0	0	0
23 Total of lines 15 through 22	120474	98178	68551	43484	330687
24 Line 23 minus line 17	74970	51435	46313	43484	216202
25 Enter 1% of line 23	750	514	463	435	
26 Organizations described on lines 10 or 11:					
a Enter 2% of amount in column (e), line 24					26a
b Prepare a list for your records to show the name of and amount contributed by each person (other than a governmental unit or publicly supported organization) whose total gifts for 2003 through 2006 exceeded the amount shown in line 26a. Do not file this list with your return. Enter the total of all these excess amounts					26b
c Total support for section 509(a)(1) test: Enter line 24, column (e)					26c
d Add: Amounts from column (e) for lines: 18 _____ 19 _____ 22 _____ 26b _____					26d
e Public support (line 26c minus line 26d total)					26e
f Public support percentage (line 26e (numerator) divided by line 26c (denominator))					26f %
27 Organizations described on line 12:					
a For amounts included in lines 15, 16, and 17 that were received from a "disqualified person," prepare a list for your records to show the name of, and total amounts received in each year from, each "disqualified person." Do not file this list with your return. Enter the sum of such amounts for each year: (2006) _____ None (2005) _____ None (2004) _____ None (2003) _____ None					
b For any amount included in line 17 that was received from each person (other than "disqualified persons"), prepare a list for your records to show the name of, and amount received for each year, that was more than the larger of (1) the amount on line 25 for the year or (2) \$5,000. (Include in the list organizations described in lines 5 through 11b, as well as individuals.) Do not file this list with your return. After computing the difference between the amount received and the larger amount described in (1) or (2), enter the sum of these differences (the excess amounts) for each year: (2006) _____ None (2005) _____ None (2004) _____ None (2003) _____ None					
c Add: Amounts from column (e) for lines: 15 _____ 2110 16 _____ 210939 17 _____ 114485 20 _____ 0 21 _____ 0					27c 327534
d Add: Line 27a total _____ 0 and line 27b total _____ 0					27d 0
e Public support (line 27c total minus line 27d total)					27e 327534
f Total support for section 509(a)(2) test: Enter amount from line 23, column (e)					27f 330687
g Public support percentage (line 27e (numerator) divided by line 27f (denominator))					27g 99.0 %
h Investment income percentage (line 18, column (e) (numerator) divided by line 27f (denominator))					27h 1.0 %
28 Unusual Grants: For an organization described in line 10, 11, or 12 that received any unusual grants during 2003 through 2006, prepare a list for your records to show, for each year, the name of the contributor, the date and amount of the grant, and a brief description of the nature of the grant. Do not file this list with your return. Do not include these grants in line 15.					

Schedule A (Form 990 or 990-EZ)

2007

Washington State Youth Soccer Association, District IV

EIN 91-1520102

Supplementary Information

Part III, Statements about activities

3a. Did the organization make grants for scholarships, fellowships, student loans, etc?

Washington State Youth Soccer Association, District IV gave scholarships of \$250 to three incoming college freshmen. The criteria used to determine who was awarded the funds that are to be used for college tuition was:

- They played youth soccer.
- They lived in the Washington State Youth Soccer Association, District IV region.
- Their high academic achievement in high school

2008 District IV Secretary

Annual Report

For the year of 2008 there was a change in the District IV BOD, with key individuals leaving. The new individuals accepted onto the BOD have been working hard to learn their new positions and I believe with additional time and experience these individuals will be a great asset to the District IV BOD.

As the Secretary on the District IV BOD for 2008 the duties of the Secretary are slim due to the District IV Administrator being the one that performs the majority of the Secretary responsibilities. In my opinion I think that the responsibilities of the Secretary position should be reanalyzed for better explanation of what the Secretary responsibilities are for, for future individuals to be more proficient in the position as WSYSA is doing with their documents and positions.

I feel that the District should assist the Club and Association boards with Board education to ensure smoother transition when club/association boards are faced with a large turnover in board members or long term and experienced board members have departed in a different direction.

Tausha Peredo
District IV Secretary

2008 KPYSA President's Report

This past year we have worked on revising the rules. This committee has put in several hours in reviewing and rethinking the process of what we need or do not need in the rules.

It has been a struggle for many of our clubs this year. The economic status of our country has hit close to home and the clubs are working to keep the costs down so that the kids can still play.

I have tried to make a lot of club meetings, have had two meetings for just president's to make sure information is flowing both ways, working on the new referee contract. We have started a new training process for all new board members and look forward to it's development over this next year.

Respectfully submitted

Walter Myers
KPYSA President

Northwest Sound Youth Soccer Association 2008 Annual Report

Northwest Sound Youth Soccer Association (NSYSA) and its three member clubs Bainbridge Island Youth Soccer Club, Jefferson County Soccer Club and North Kitsap Soccer Club have all finished this past year financially sound even though we were down just over 300 players from the previous year. These three clubs have solid volunteer boards and volunteer coaches committed to providing a quality soccer experience for our youth with soccer programs ranging from micro, small sided, academy, Top Soccer, full field fall recreational, select, small sided co-ed spring soccer and North Kitsap held its 24th consecutive annual Viking Cup.

Our clubs biggest challenge this year was navigating the new state soccer calendar and it appears that our largest drop in member participation was in the select soccer programs. NSYSA is working harder to communicate changes to its member clubs in a timely manner, so they can in turn be communicating to their players and their families. NSYSA is also very active in helping mold and shape the state soccer calendar to better reflect the needs of all of the state's members and help our sport to grow and thrive by being flexible and responsive to supporting all of the varying members within our state organization. With some of the latest calendar changes North Kitsap is unable to host the 25th Annual Viking Cup on Memorial Day weekend because of new tryout dates for this year. This is a significant loss to NKSC as this was their chief fundraiser for helping to defray costs of their program but also a loss for our soccer community as it was one of the longest running soccer tournaments within the state.

NSYSA and its member clubs are very excited for the future. Tireless work between the various school districts, parks departments, and in partnership with Washington Youth Soccer loaning BIYSC \$250,000, and the partnership with District 4 Fields For Our Future, NSYSA will have 6 all weather fields with 3 being lighted by this coming fall. NSYSA will once again be able to help host President's Cup finals and or be a potential venue for any other state or regional events.

Financials and 990-N E-Filing Confirmation has been forwarded under separate email.

Respectfully Submitted,
Louie Bond, President
Northwest Sound Youth Soccer Association

Olympic Youth Soccer Association Annual Report 2008

Prepared by Thomas Harris, OYSA Secretary

In an effort to rehabilitate its image OYSA is getting its 2008 Annual Report in on time, if just under the wire.

Currently Sequim Junior Soccer Club, Storm Kings Soccer Club, and Port Angeles Youth Soccer Club are functioning and have fielded teams during the last year. Despite the efforts of the District IV Administrator and former District IV President Laurie Meyers the Neah Bay Soccer Club has not put together any teams this year.

As an Association, OYSA has barely managed to meet its obligations this past year. It has several priorities for 2009.

1. To find a committed registrar to replace Bev Carbis.
2. To recruit more board members to help the organization run more smoothly.
3. To increase its ability to have money in the coffers.
4. Promote refereeing

Sequim Junior Soccer Club continues to be a model soccer club

- SJSC had 538 players this past year
- The club ran the inter-association league with PAYSC
- Their reports came in on time.

Storm King Soccer Club

- Storm King has had a turn over in its board and is on the path to redemption
- It had a total of 93 players on 6 teams during 2008
- The club has a new registrar who should help increase efficiency

Port Angeles Youth Soccer Club

- PAYSC has had more board turnover this past year and no official reports were submitted for this Annual Report.
- The club had nearly 500 players for the 2008 year.
- They have continued to recruit referees.
- They participated in the joint SJSC/PAYSC league in both spring and fall.

Financial Reports

Financial Reports for OYSA and SJSC are attached.

District IV Administrator

2008 Annual Report

Submitted by Don Stephenson

The District IV Administrator's function within the district covers a wide assortment of areas as specified in the Administrator's job description.

“The Administrator assists the Commissioner and the other District Board Members with the day-to-day activities and functions of the District.”

Because of this, I have been involved in many specific functions within the District. The major areas of activity have been to:

1. Act as the District 4 League Scheduler under the direction of the District IV Director of Competition and District IV rules and regulations
2. Maintain the District IV Website under the direction of the District IV 2nd Alternate Commissioner
3. Coordinate the District IV Risk Management program under the direction of the District IV 1st Alternate Commissioner
4. Assist the District IV Secretary in the preparation and distribution of District IV meeting packages and Minutes
5. Assist the District IV Presidents Cup Director and the Soccer To The Maxx Jamboree Director in the scheduling of all applicable matches for these events.

Having now reviewed the major areas of concern of the Administrator let me provide you with some specifics in these areas for this past year.

DISTRICT IV LEAGUE SCHEDULER:

The district was involved with the scheduling and tracking of over 2954 youth matches during this past 2008 Fall Season. These matches were made up of the following Leagues/Areas of Competition:

- 1633 U10 & Below Matches (KPYSA, CKSC, NSYSA)
- 839 Recreational Matches - District 4 Recreational League (U11 – U19)
- 482 Competitive League Matches (District, CYL, PDL & State League)

The tracking of these matches included the collection of Match Reports from all teams participating in the District IV Leagues. These match reports included match results for the tracking of League Standings. This year, the District IV Board decided to suspend the Tom Higby Sportsmanship Awards as the system utilized in the past to evaluate these teams was deemed inadequate. The District IV Board has therefore formed a committee to re-evaluate the program and design a better evaluation system to hopefully be put in place by the Fall 2009 Season..

Overall, U11 and above referee coverage during the Fall Season was pretty good but some areas still suffer from a lack of local officials and therefore the actual coverage was not as complete as we would have liked. The thankless job of assigning officials for these matches is performed by our local soccer referee chapter (KPSRA). I would like to extend my thanks to the following individuals who helped with the assigning of referee coverage for our fall matches:

- Don Sommer - KPSRA Youth Assignor
- Don Budden – KPSRA Webmaster
- Kristen Berg – KPSRA Youth Assignor of JCSC home matches.

District IV Administrator

2008 Annual Report

Submitted by Don Stephenson

Referee coverage for the U10 & Below matches did not appear to be as good as it has been in the past. Some areas experienced a severe lack of youth officials and the coverage so indicated. This was the first year that all U10 & Below officials assigned via the D4 website had to fully comply with their paperwork requirements in order to be able to Self Assign to matches. Some might say that these requirements (submission of W9, Proof of Age and a Parent/School Authorization Form) are too difficult, however – many had no difficulty at all in complying with the requirements. Each member club has their own U10 & Below Referee Assignor and I would say that the overall the coverage in each area is actually determined by how much these individuals actually interface with the youth referees in their area.

DISTRICT IV PRESIDENTS CUP:

Following the completion of the Fall Recreational Season, the District IV portion of the President's Cup was scheduled. This year the calendar allowed us the unusual opportunity to schedule this event over two weekends. The event comprised another 103 matches across the District under the coordination of the District IV President's Cup Director (Mr. Louie Bond). The referee coverage for the President's Cup matches was outstanding and a big Thankyou must be given to those individuals who worked so hard to ensure they were properly covered (Don Sommer of KPSRA and Kristen Berg of JCSC).

DISTRICT IV SOCCER TO THE MAXX JAMBOREE:

This was the 2nd year for the Soccer To The Maxx Jamboree and it was skillfully coordinated by the Soccer To The Maxx Director (Sue Pendt). This year the Jamboree was conducted in the middle vice the conclusion of the playing season. The Jamboree was scheduled in this fashion due to requests by the teams/clubs who noted primarily the poor weather/playing conditions at the end of the season. The member clubs for all U10 – U07 matches took the Wenatchee Cup weekend (Wk #6) off from seasonal play and used that Saturday for the 2008 Soccer To The Maxx Jamboree. Of course scheduling this event in this fashion lengthened the normal season for these ages by one weekend which some felt should not be done. A total of 56 teams (U10 – U07) participated in a total of 86 Jamboree matches on that day across the District. Referee coverage for this event was good except for the U10 level of play. I am sure that a great deal was learned from this year's event and I expect more modifications/improvements to occur for the scheduling of this event in 2009.

DISTRICT IV WEBSITE:

The District IV Website (www.d4soccer.org) has experienced rather few changes over the past year. Most changes made have been invisible to most as they primarily had to do with Board, Staff and Committee Members. Each of these changes has been made to provide these individuals with more access or information available to them via the site.

We did make use of the Questionnaire capability of the site this past year when we issued a poll on the Soccer To The Maxx Jamboree. This poll allowed for the membership to provide input regarding this event and the results proved very interesting For those interested, the results of that Poll remain available via the website at this link: [2008 Soccer To The Maxx Poll Results](#)

So – What's next you wonder! We hope to be making several changes and adding several new items in the near future. Here are just a few:

District IV Administrator

2008 Annual Report

Submitted by Don Stephenson


- Issue more questionnaires to obtain views of the membership.
- A committee has been formed to modify the Sportsmanship rating system to eliminate the current inequities of the prior system. It is hoped that the committee will complete its work in time to allow for implementation of a new Sportsmanship system by Fall 2009.

RECORDS - MEETING MINUTES, PACKAGES, RULES, ETC.

The Website continues as the repository of all District IV Records (Final Season Standings, Rules and Regulations, Policies, Meeting Minutes, etc.). All of this information, including a Calendar System is available to anyone who visits the site and does not require a login.

Meeting Minutes and Agenda packages are posted on the District IV Website as soon as they become available. They are being posted there for the benefit of the membership so all can see what the district is doing in as real a time scenario as possible. Meeting dates are also posted on the District IV Calendar to enable the membership to see when and where the meetings are held. Also, the Meeting Agenda Packages are available via the Calendar as soon as they become available.

In closing my report, I want to take this opportunity to thank each and every member of the District IV Board, especially Kasey, Lloyd, Carl, Tony, Tom C, Tausha and Tom F., for making my job easier and for always being available to me when I needed their council and expertise. The District is truly blessed by having such individuals involved to fill these necessary board positions. So, as this year comes to an end, I look forward to having the opportunity to continue serving the district in the capacity of District IV Administrator as we all work together to improve the quality of existing programs and to develop new and exciting the opportunities for the future.



WSYSA District IV Annual Report

Committee Reports

Annual Report

District IV Disciplinary Committee

For the 2008/2009 Season the District IV Disciplinary Committee switched to online voting instead of meeting weekly to adjudicate Misconducts. It went well; we only had to actually meet twice. We met once when a player and coach requested a hearing to contest a card. The Misconduct was denied as not valid. We also met to conduct a Disciplinary Hearing when a Coach continued to coach while he was under suspension. This coach was given an additional suspension from all soccer activities.

In all the Disciplinary Committee adjudicated a total of 59 Misconducts.

46 Cautions were Upheld. 3 Cautions were Denied.

7 SendOffs were Upheld. 2 SendOffs were denied.

Respectfully submitted,

Dick Mohrmann

District IV Disciplinary Director

2007 District IV TOPSoccer Committee Chair Annual Report

As the TOPSoccer Chair for District IV and with the Geographic's of District IV, I split the TOPSoccer portion of District IV into four parts.

Below you will find a list of the programs as they were divided into Geographical Regions and the areas with in these regions.

The programs were as follows:

Island

- Bainbridge Island
- Winslow
- Rolling Bay
- Manitou Beach
- Suquamish
- Indianola
- Kingston

Northern

Keyport

- Poulsbo
- Bangor
- Port Gamble
- Kingston

Central

Bremerton

- Tracyton
- Gorst
- Erland Point
- Chico
- Kitsap Lake
- Silverdale
- Brownsville
- Central Valley
- Seabeck

Southern

Sunnyslope

- Burley
- Manchester
- Gorst
- Olalla
- Port Orchard
- South Colby
- Southworth
- Belfair
- North Mason

Island has an excellent program that has been running for several years. This program has a very qualified set of coaches Sue Steindorf who is a special education teacher for the Bainbridge Island School system and John Wedge whom is long time coach in the area. Sue's program grew tremendously this year with the assistance from her club Bainbridge Island supporting TOPSoccer for fields and advertisement to the community.

The Northern program has a handful of kids with different abilities. This program this year picked up a visual impaired athlete. The struggles that Northern program has are the costs of the program due to running the program through the indoor center in Poulsbo called The Zone. Although The Zone provides a discount it is very costly the participants. This year during the TOPSoccer portion the coach had to disband the program for unaccepted reasons.

Central Program is a new program as of this year and went very well. This program was ran by Becky Siegrist very energetic and excited to grow. The Central program ran out of the OSSC indoor facility in Bremerton, WA. The OSSC provide advertisement and assistance with discounted fees.

The Southern program is slow growing. As the resources for indoors and the times and dates of practice sessions have not corresponded well with the players. This program has a very energetic coach that is eager for the increase in players with in the session.

Tausha Peredo

District IV TOPSoccer Representative

Soccer to the Maxx 2008

First I want to thank all the clubs in their support of Soccer to the Maxx. This is the 3rd year of Soccer to the Maxx and it continues to grow.

Last year we had 43 teams participate. This year we had 56 teams. We had 6 venues this year as we had to split up some age groups by gender due to the large participation.

The weather cooperated with us, which was a good thing since that is one of the reasons we chose to move it earlier in the year this year.

One hurdle that we still had trouble overcoming, even with the early date were the issues of referee coverage. While most venues were covered completely, we had one venue that was not covered at all. That is the one issue that Soccer to the Maxx has issues with and any suggestions or solutions in how to address it for the future would be greatly appreciated.

Thank you again.

Susan Pendt

Soccer to the Maxx Chair

OPIC Annual Report

This year we tried to regroup and put together the tournament. We could not get support from local state clubs to attend the tournament. We put a lot of time in to planning and getting and obtaining sponsorships. In August we met and decided to cancel the tournament for lack of applicants.

I want to thank all of the committee members for the many, many hours that they put into trying to get this off the ground. It was not for the lack of their efforts that we could not get this going.

It was decided by the committee to not continue with this event. The committee recommended to the District to retire the event. The checking accounts were to be closed.

Respectfully submitted,

Laurie Myers
OPIC Chair

2008 Presidents Cup

Overall we have concluded another successful District 4 President's Cup, although not without its few challenges! The Clubs really stepped up and did a fantastic job with field preparation and coordinating their volunteer Field Marshal's. We owe many thanks to KPSRA all the referees who did our games and specifically would like to recognize Don Sommer and Kristin Berg for ensuring 100% coverage and Don Budden for handling all the time changes and revisions on the website. Everyone should know that we would not be able to successfully pull this tournament off without Don Stephenson who honestly is the back bone for all the work that needs to be done and I personally could not oversee this Tournament with out him! Tammy Snow at the State was invaluable to our district and should be recognized for her professionalism.

Here were the volunteers from the various clubs, associations and district who helped make this President's Cup successful this year;

Dick Mohrmann, Mike Kerr, Dawn Yarbough Steve and Kevin Hudgins, Terry Riders, Jacque Meddles, Kim and Sharon Meeder, Liming McMillan, Theresa Olson, Simon Hung, Pam Conyers, Greg Millerd, Kirk Godfredsen, Ed Kaufmann, Sam Samson, Marty Hernandez, David Miedema, Scott Foster, Amber Benner, Kristin Berg, Scott, Nancy, Patrick, and Daniel Charlton, Antonio Salguero, Sabrina Hathaway, Leslie Schumann, Mark Benner, Lloyd and Diane Hanson, Vicky Webb, Dawn Byron, Darcy Buell and Sue Pendt. I am sure I have left someone off and please pass on our heartfelt thanks for their efforts on behalf of our kids and the Great Game we call Soccer.

Champions and Runner Ups District 4 2008 President's Cup

GU11

CK2 97 2 goals

BI4 97 1 goal

BU11

CK1 97 2 goals

SK7 Green Flying Monkeys 97 0 goals

GU12

Tracyton Tornados 96 7 goals

BR1 96 0 goals

BU12

BI1 96 4 goals

BI2 96 2 goals

GU13

CK2 95 4 goals

SK6 Loco 95 1 goal

BU13

CK3 95 4 goals

NK4 95 Rockets 1 goal

GU14

Tracyton Cougars 94 3 goals Over Time

CK2 94 1 goal

BU14

Tracyton Brumby 94 3 goals Kick from the Mark

SK7 Blue Angels 94 2 goals

GU15

Tracyton Jaguars 93 3 goals

Tracyton Kipps 93 1 goal

BU15

CK2 93 4 goals

NM Gladiators 93 2 goals

GU16

SK2 Hurricanes 92 2 goals Over Time

SK7 Storm 92 1 goal

BU16

Tracyton LeBlanc 92 5 goals

JC Eagles 92 1 goal

BU17

CK1 91 3 goals

JC Falcons 91 0 goals Wild Card

GU18

SK5 Superstars 90 2 goals

CK1 91 0 goals

BU18

Tracyton Orange Crush 90 Unopposed

BU19

NK1 89 Yellow Reign 3 goals

SK2 United 89 2 goals

Congratulation to all advancing teams and best of luck from your District, Association and Clubs!

Highlights were that we had 2 weekends to do the tournament which allowed better round robin play and easier for referee coverage.

Challenges were that this year bypassing club registrars did not help to ensure that all players and staff were correctly listed on the President's Cup Roster even when they were on the team fall roster. Team's, Club Registrar's and Association Registrar's need to do a better job of communicating and making sure that the fall roster is on the President's Cup Roster as well as now having some venues that do not allow parents on the field we need to make sure that teams are really rostering their assistant coaches so they are able to participate with the team on the sidelines etc.

This year the one disappointment was that we were at 75% of the number of teams that we have historically had which was normally 80-84 teams. This is our Recreational Season ending Tournament and we should do the most we can to encourage our teams to participate and help those who are participating to know the rules as many of these teams this is their first soccer tournament experience and we want it to be as positive and rewarding as possible.

Louie Bond District 4 President's Cup Director
Don Stephenson District 4 Administrator



A Progress Report – 18 Feb, 2009

Fields Today Fit Tomorrow and our partners including Kitsap County Parks, Our School Districts, KPFD and our elected officials have made significant gains this year towards having an adequate athletic field base in our County. 2008 was a good year! Our last update was in September of 2008, but I will keep this short but here are some highlights. I should note that these successes are occurring despite extremely difficult budget pressures. The County's tax revenues are down and pressure to fund increasing maintenance and new park facilities is up. We are fortunate to be seeing the significant increase in turf and grass facilities at this point in time considering the budget crisis we are in. This reflects well on yours and our efforts.

Battle Point – Laura Sachs deserves a big hand for her efforts in bringing this project to fruition. **A groundbreaking ceremony was held on Feb 8 and this two field project is now underway!**

North Kitsap - **Three new turf fields have been installed in the North Kitsap area!** One is at Strawberry Field. The other two are at North Kitsap and Kingston High Schools. User agreements for these fields remains a contentious issue for our soccer clubs, but remains outside the scope of what Fields Today, Fit Tomorrow is chartered to accomplish. At the College Marketplace site, the City of Poulsbo can once again focus on developing several practice fields. Our team will begin renewed pursuit of helping North Kitsap Soccer Club get something done here. Progress has also been slow due to issues with the commercial site developers and the current budget shortfalls.

South Kitsap – Through a series of County Parks public meetings and considerable effort on the part of several of Fields Today board members, the proposal for the South Kitsap Park at Jackson and Lund now includes **four grass soccer fields**. This should be really good news for all of us in the County. This would not have happened without all our efforts in increasing field numbers in the south end. These fields will be lighted, and present the future possibility of installing turf on one or more of these fields. The schedule for building of these fields is still sketchy with budget pressures currently facing the County.

Gordon – This project appeared in the Kitsap Sun to be accomplished in the spring and summer of 2009. Kitsap County Public Facilities District has made a huge commitment to this project and the County is doing the rest to bring this project to fruition. **This will result in one turf field with lights and backlighting for the remainder of Gordon.** The County is now in the process of getting requests for proposals on the architectural design work. This is a huge step forward for all of us considering the County's budget issues. We should thank our KPFD and Parks team for their foresight in understanding the long term benefit this field will bring to the County.

Pendergast – Once Gordon get finalized, we will refocus our efforts on getting Pendergast off the ground. I believe this project will take Congressional help as bonding or a voter approved levy appear to be most difficult.



Anderson Field – Initial discussions are underway for expanding this complex into a three field facility. Fields Today, Fit Tomorrow fully endorses this project and will work to make this project a reality.

Jefferson County - We have had several meetings with our partner clubs in the Sequim/Port Angeles area. They have been working on a complex in that area to greatly increase the number of available fields. They are building on our experience of building partnerships and finding funding methods for large capital projects. We support and applaud their efforts to get a major field development project off the ground.

Steve Hutchins and his marketing team finished our new marketing materials. They are awesome and present a very good image for our Fields Today Team, District IV and the soccer clubs. This is a huge boost to have when we meet with local and federal officials.

We want to thank all of you for your support over the last 2 years. These are difficult financial times, yet we are rapidly moving forward. We have seen five artificial turf fields developed or underway, another one to be started shortly, and a large soccer complex designed for the south County area. Pretty hard to argue with progress, you are a great team!

Thanks
Jim VanAntwerp
Director
Fields Today, Fit Tomorrow